



NEROLAC EXCEL ANTI PEEL WOW WHITE






NEROLAC PAINT+

PRODUCT DESCRIPTION

Nerolac Excel Antipeel WOW White is Exterior acrylic emulsion paint is tough exterior paint formulated to suit tropical conditions of high rainfall humidity & heat. Its good bonding against substrate prevents peeling off & cracking for years together. In addition, it protects against growth of algae & fungus.

PERFORMANCE FEATURES & BENEFITS

 15% Higher Converge	 Higher Whiteness
 Dura technology	 Soft Sheen
 Low VOC	 Superior Algae Resistance

SURFACE PREPARATION

1. Ensure thorough cleaning of the surface with stiff wire brush followed by water jetting cleaning.
2. All structural cracks must be open in 'V' shape and filled with crack filler. All leakage must stop before paint application. Fresh Plaster must be allowed to cure properly
3. In case of fungus affecting area apply liberal coat of Nerolac Perma Fungicidal solution all to react for 6 to 8 hours
4. Priming should be done Nerolac Excel Alkali Primer cum sealer / Nerolac Exterior Primer. Self priming by mixing with 100% clear water
5. Application of Nerolac air drying clear sealer is recommended on highly absorbing surface like chalky surface, Roof tiles

APPLICATION

Thin 1 Liter paint with maximum 400 ml of clean water. Apply 2 to 3 coats with an interval of 3-4 h by brush or roller. For better performance on horizontal surface application of additional coat is highly recommended

RECOMMENDED USAGE

For Exterior Cementitious Surface, Architectural and commercial buildings where high standards of surface preparation is required

PRECAUTIONS

1. Refer to the MSDS for "Nerolac Excel Antipeel WOW White "for safety measures & precautions.
2. Store in well-ambient conditions, ventilated locations & away from any source of ignition and fire.
3. Keep it away from children.
4. In case of eye/skin contact, wash with plenty of water.
5. Inhalation/Injection will cause danger. In either case, get fresh air & consult medical practitioners.
6. Do not apply when the ambient temperature might drop to levels below 10°C within 4 hours of application.
7. Ideal moisture % of the wall should be below 12% and pH between 7-11
8. Check of effloresces (White chalk Powder while rubbing hand on wall). If observed apply Nerolac Excel Alkali Primer. If same is not treated before paint application, you may face adhesion loss or Shade fading.
9. The new plaster should be allowed to cure for a minimum of 12 weeks.
10. Avoid extra-thinning.
11. Can be tinted with Nerolac Hi-Power Universal Strainer before thinning. Do not add Nerolac Hi-Power Universal Strainer.
12. The container must be tightly closed when not in use. Stir well and strain before use.
13. Use safety equipments like rubber or polythene gloves, safety goggles/glasses & face masks.

TECHNICAL DATA



***Actual coverage may vary depending on method, condition of application, Type of Tools, Surface porosity & shades. Use of felt roller may reduced up to 50%)

POST APPLICATION INSTRUCTIONS

For the best performance, ensure dry dust-cleaning at regular intervals. Allow a drying-time of 3 weeks for proper film-formation before doing any sponge cleaning with a mild soap-solution or mineral turpentine



SAFETY FEATURES

Non-Flammable



PACK SIZE

1 ltr, 4 ltrs, 10 ltrs & 20 ltrs.



SHELF LIFE & STORAGE

2 years from the date of manufacturing, when stored in the original tightly closed containers, away from direct sunlight and excessive heat

DISCLAIMER

The product information and application details given by the company has been provided in good faith and is meant to serve only as a general guideline during usage. The performance claims made are based on the tests carried out under controlled conditions and our past experience with the type of products, therefore actual performance will depend on local factors prevailing at that point of time. Users are advised to carry-out sample tests by taking trials to ensure the suitability of products for their requirement, prior to full-scale usage of our products. The Company is not liable for factors beyond its control such as application during adverse climatic conditions, use of improper application tools/techniques and surface preparation, any structural defects or the inferior quality of materials other than paints. The warranty/guarantee clauses shall accordingly be amended.